

THIS DRAWING IS UNPUBLISHED. RELEASED FOR PUBLICATION
 © COPYRIGHT BY TYCO ELECTRONICS CORPORATION. ALL RIGHTS RESERVED.

LOC	DIST	REVISIONS					
CM	54	P	LTR	DESCRIPTION	DATE	DWN	APVD
		P		ECO-07-012854	05JUN07	KW	DB

D

C

B

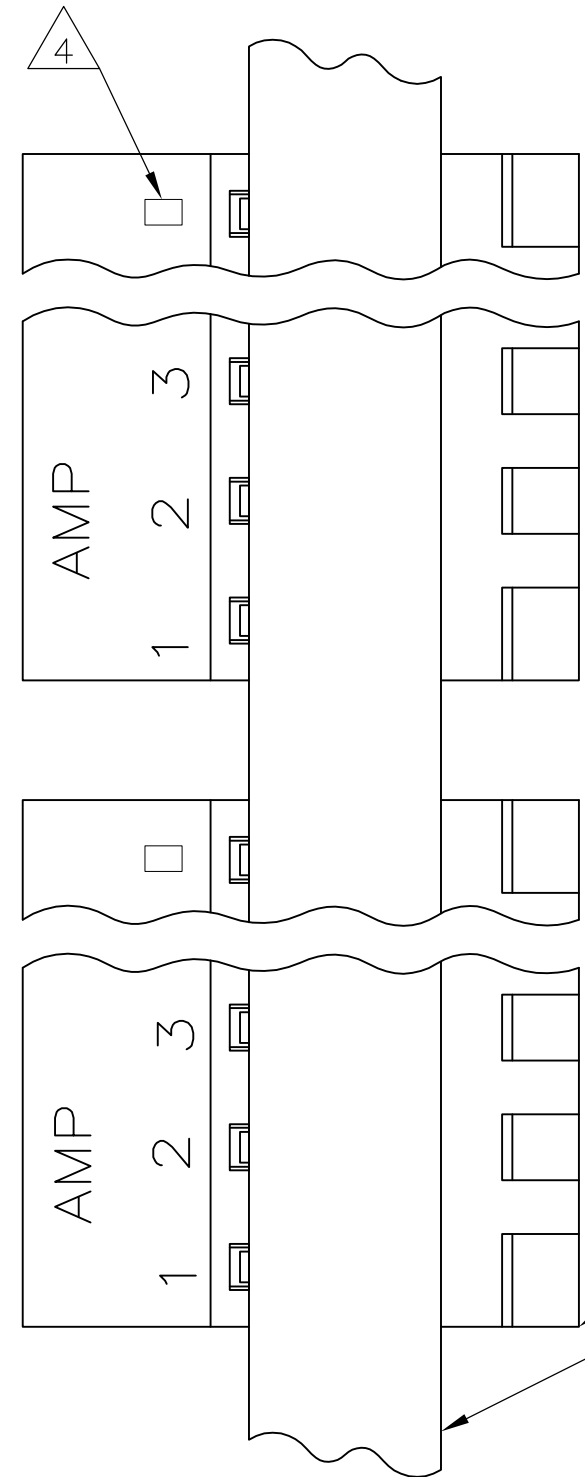
A

D

C

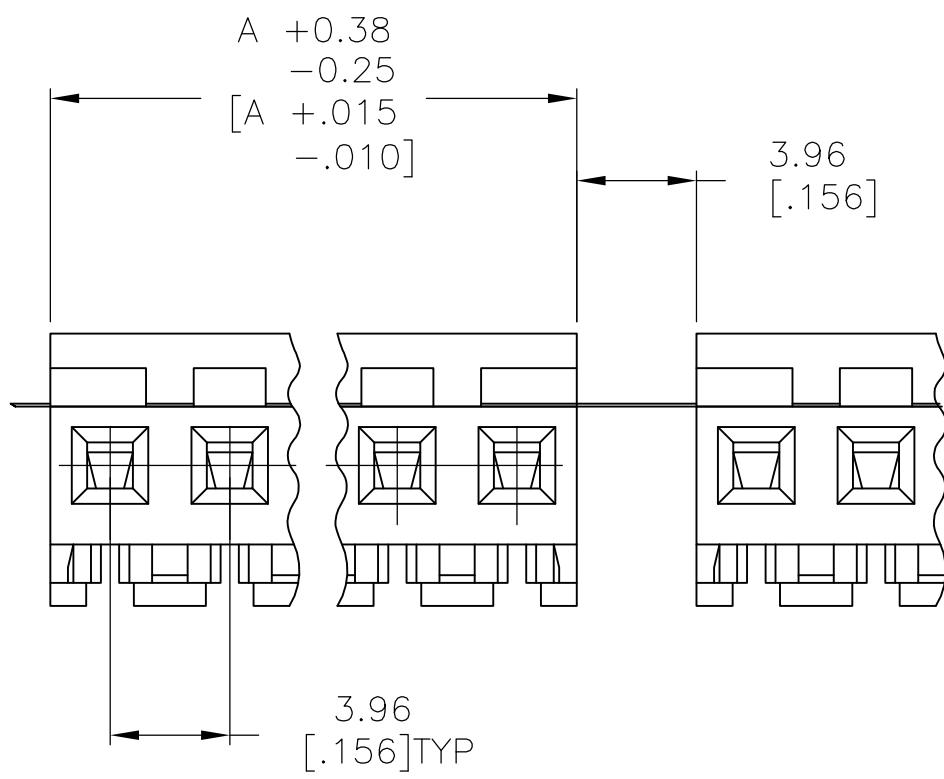
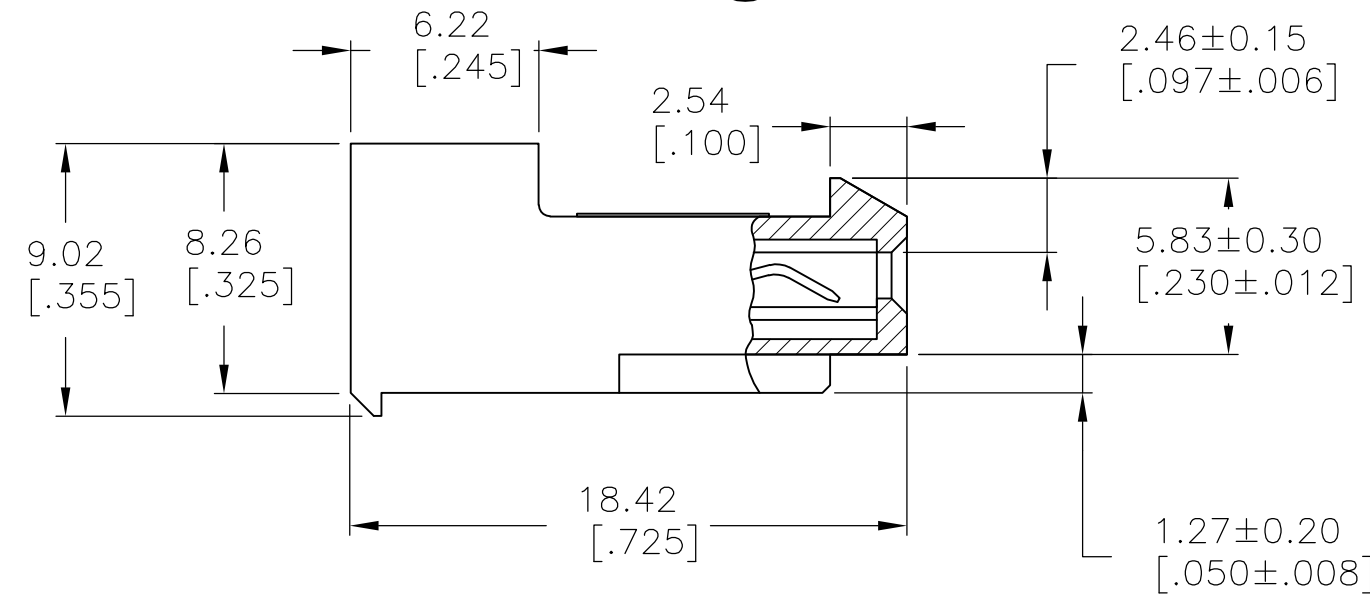
B

A



CONNECTOR ASSEMBLY

TAPE



DIM A	NO OF CIRCUITS	PART NO
95.10 [3.744]	24	5-640478-4
91.13 [3.588]	23	5-640478-3
87.17 [3.432]	22	5-640478-2
83.21 [3.276]	21	5-640478-1
79.25 [3.120]	20	5-640478-0
75.29 [2.964]	19	4-640478-9
71.32 [2.808]	18	4-640478-8
67.36 [2.652]	17	4-640478-7
63.40 [2.496]	16	4-640478-6
59.44 [2.340]	15	4-640478-5
55.47 [2.184]	14	4-640478-4
51.51 [2.028]	13	4-640478-3
47.55 [1.872]	12	4-640478-2
43.59 [1.716]	11	4-640478-1
39.62 [1.560]	10	4-640478-0
35.66 [1.404]	9	3-640478-9
31.70 [1.248]	8	3-640478-8
27.74 [1.092]	7	3-640478-7
23.77 [.936]	6	3-640478-6
19.81 [.780]	5	3-640478-5
15.85 [.624]	4	3-640478-4
11.89 [.468]	3	3-640478-3
7.92 [.312]	2	3-640478-2
95.10 [3.744]	24	2-640478-4
91.13 [3.588]	23	2-640478-3
87.17 [3.432]	22	2-640478-2
83.21 [3.276]	21	2-640478-1
79.25 [3.120]	20	2-640478-0
75.29 [2.964]	19	1-640478-9
71.32 [2.808]	18	1-640478-8
67.36 [2.652]	17	1-640478-7
63.40 [2.496]	16	1-640478-6
59.44 [2.340]	15	1-640478-5
55.47 [2.184]	14	1-640478-4
51.51 [2.028]	13	1-640478-3
47.55 [1.872]	12	1-640478-2
43.59 [1.716]	11	1-640478-1
39.62 [1.560]	10	1-640478-0
35.66 [1.404]	9	640478-9
31.70 [1.248]	8	640478-8
27.74 [1.092]	7	640478-7
23.77 [.936]	6	640478-6
19.81 [.780]	5	640478-5
15.85 [.624]	4	640478-4
11.89 [.468]	3	640478-3
7.92 [.312]	2	640478-2

- 1 MATERIAL: CONTACTS - 0.30[.012] THICK COPPER ALLOY BRIGHT TIN-LEAD 0.00203[.000080] MIN THICK FOR CONTACTS 640478-2 THRU 2-640478-4 MATTE WHISKER MITIGATED TIN 0.00203[.000080] MIN THICKNESS OVER NICKEL UNDERPLATE FOR 3-640478-2 THRU 5-640478-4.
- 2. CONTACTS ACCEPT 20 AWG WIRE WITH 2.41[.095] MAX INSULATION DIAMETER.
- 3. CONTACTS MUST ACCEPT 1.14±0.03[.045] SQUARE POST AND REMAIN LOCKED IN POSITION.
- 4 IDENTIFICATION NUMBER FOR LAST CIRCUIT MAY NOT APPEAR ON ALL ASSEMBLIES.
- 5. DIMENSIONS IN BRACKETS ARE IN INCHES.
- 6. HOUSING FEATURES ARE: CLOSED END WITHOUT LOCKING RAMP.

METRIC

THIS DRAWING IS A CONTROLLED DOCUMENT.

DWN R. VESTAL 15-9-95	Tyco Electronics Corporation Harrisburg, Pa 17105-3608				
CHK R. SWING 15-9-95					
APVD D. CLARK 15-9-95					
PRODUCT SPEC 108-1051					
APPLICATION SPEC 114-1020	NAME MTA-156 CONNECTOR ASSEMBLY, 20 AWG, STANDARD TAPE MOUNTED				
MATERIAL	WEIGHT	SIZE A2	CAGE CODE 00779	DRAWING NO C=640478	RESTRICTED TO
CUSTOMER DRAWING		SCALE 4:1	SHEET 1 OF 1	REV P	